

## STREAM

### Version

Wall 90 cm - 800 m<sup>3</sup>/h

### Collection

Design

### EAN code

8034122331317



*The photograph is purely for information  
It may not correspond to the selected version.*

## FEATURES

**Scotch brite stainless steel (AISI 304)**  
**Electronic control**  
**LED lighting**  
**Air Falmec filter for balanced suction**  
**Charcoal filter included**

## OPTIONAL ACCESSORIES

**KACL.510#I**  
Extension H700 - Wall  
**KACL.512#I**  
Extension H960 - Wall  
**KACL.770#41F**  
Remote under-roof 1100 m<sup>3</sup>/h  
Brushless  
**KACL.786#41F**  
Outdoor extractor fan 1000 m<sup>3</sup>/h  
**KACL.796#4AF**  
Outdoor extractor fan 1500 m<sup>3</sup>/h  
**KACL.797#4AF**  
Remote under-roof motor 1300 m<sup>3</sup>/h  
**KACL.798#41F**  
Remote under-roof motor 950 m<sup>3</sup>/h  
**KACL.815**  
Protective cleaning cloths for stainless steel (box 10 pcs)

## TECHNICAL FEATURES

**Installation type**  
Wall  
**Dimensions**  
90 cm  
**Finishing**  
Scotch brite stainless steel (AISI 304)  
**Motor**  
800 m<sup>3</sup>/h  
**Type of control**  
Touch control  
**Speed settings**  
4  
**Lighting**  
Led 2x1,2 W - 3200 K  
**Filter**  
3 x Metallic filter "Air Falmec" - Wall 278x301 mm  
**Charcoal filter**  
Square charcoal filter - Type 3 (optional)  
**Minimum distance**  
Gas hob: 63 cm  
Electric hob: 52 cm

## PACKAGING:WEIGHTS AND VOLUMES

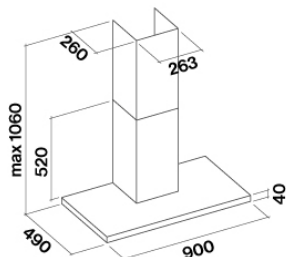
**Gross weight**  
22 kg  
**Net weight**  
17 kg  
**Volumes**  
0.25 m<sup>3</sup>  
**Packaging size**  
Length  
995 mm  
Height  
430 mm  
Depth  
595 mm

## CONSUMPTION AND CONNECTION FEATURES

**Maximum consumption**  
280 W  
**Voltage**  
220-240V  
**Frequency**  
50-60Hz  
**Plug type**  
Shuko

## MOTOR TECHNICAL SHEET

**Maximum capacity**  
680 m<sup>3</sup>/h  
I.E.C. 61591  
**Maximum noise level**  
68 dB(A)re1pW  
I.E.C.60704-2-13  
**Maximum pressure (Pa)**  
500 Pa  
**Max. motor power**  
215 W  
**ENERGY CLASS**  
B



## STREAM

### Version

Wall 90 cm - 800 m<sup>3</sup>/h

### Collection

Design

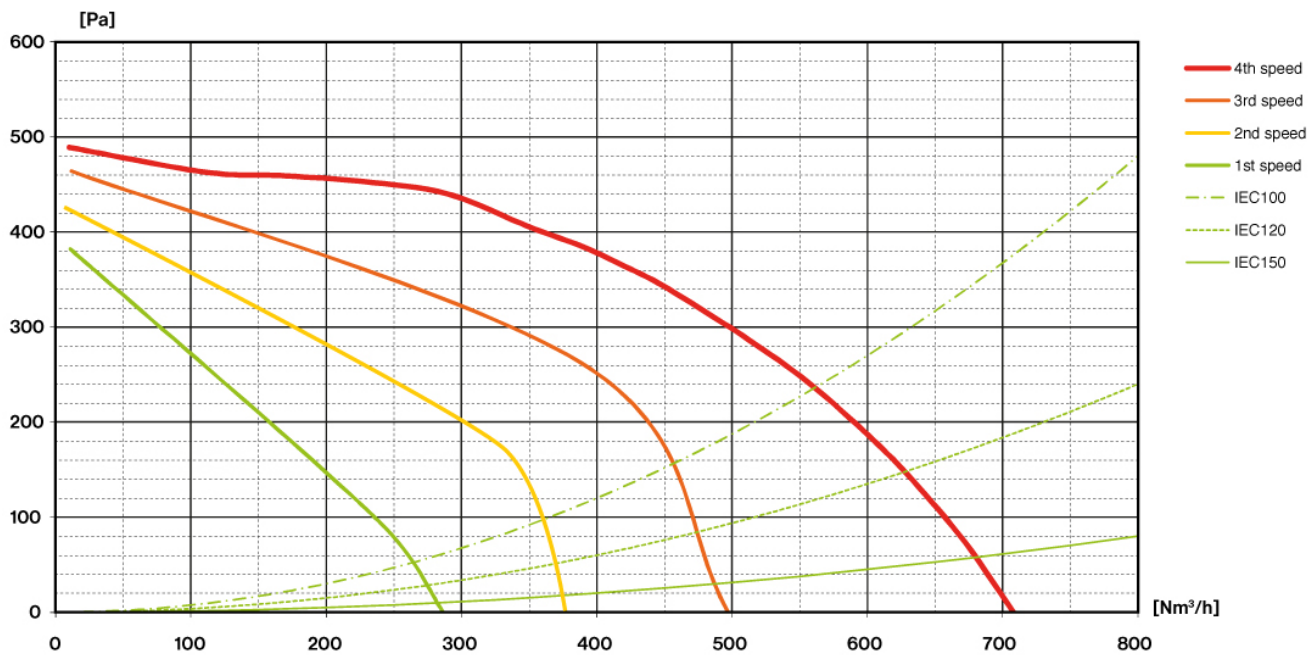
### EAN code

8034122331317

## MOTOR TECHNICAL SHEET

Motor speed	1	2	3	4
Noise level dB(A)re1pW-I.E.C.60704-2-13	49	56	62	68
Capacity (m <sup>3</sup> /h) I.E.C.61591	280	370	480	680
Maximum pressure (Pa)	390	420	480	500
Motor Power (W)	132	153	175	215
Air outlet	150	150	150	150

## CAPACITY / PRESSURE



## STREAM

### Version

Wall 90 cm - 800 m3/h

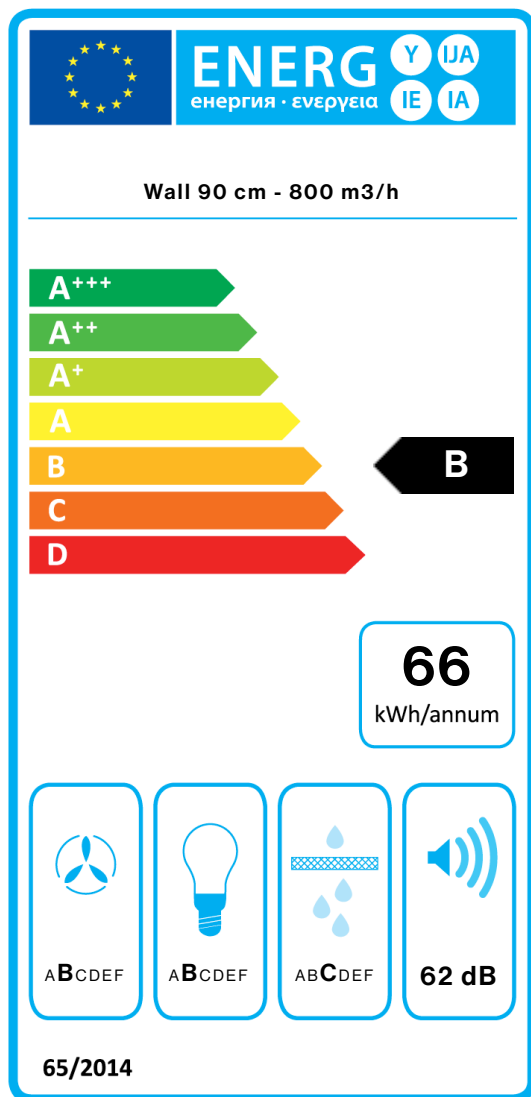
### Collection

Design

### EAN code

8034122331317

## ENERGY LABEL



PF		
S	Falmec Spa	
M	Wall 90 cm - 800 m3/h	
AEC	66,1	kWh/a
EEC	B	
FDE	26,3	
FDEC	B	
LE	20,5	
LEC	B	
GFE	80,0	
GFEC	C	
Qmin	280,0	m³/h
Qmax	480,0	m³/h
Qboost	680,0	m³/h
SPEmin	49	dBa
SPEmax	62	dBa
SPEboost	68	dBa
PO	-	W
PS	0,48	W
PI		
F	1,1	
EEL	63,9	
Qbep	382,0	m³/h
Pbep	384	Pa
Qboost	680,0	m³/h
Wbep	155,1	W
WL	5,30	W
Emiddle	109	lex
Lwa-SPEmax	62	dBa

**PF\_Product fiche according to 65/2014** S\_Supplier name / M\_Model identification / AEC\_Annual Energy Consumption (AEC hood) / EEC\_Energy Efficiency class / FDE\_Fluid Dynamic Efficiency (FDE hood) / FDEC\_Fluid Dynamic Efficiency class / LE\_Lighting Efficiency (LE hood) / LEC\_Lighting Efficiency class / GFE\_Grease Filtering Efficiency / GFEC\_Grease Filtering Efficiency class / Qmin\_Air flow (in m³/h) at min speed in normal use / Qmax\_Air flow (in m³/h) at max speed in normal use / Qboost\_Air flow (in m³/h) at intensive or boost setting (max air-flow) / SPEmin\_Airborne acoustical A-weighted sound power emissions at min speed in normal use / SPEmax\_Airborne acoustical A-weighted sound power emissions at max speed in normal use / SPEboost\_Airborne acoustical A-weighted sound power emissions (in dB) at intensive or boost setting / PO\_Power consumption in off mode (Po) / Ps\_Power consumption in stand by mode (Ps). **PI\_Additional information according to 66/2014** F\_Time increase factor / EEL\_Energy Efficiency Index / Qbep\_Measured air flow rate at best efficiency point / Pbep\_Measured air pressure at best efficiency point / Qboost\_Maximum air flow / Wbep\_Measured electric power input at best efficiency point / WL\_Nominal power of the lighting system / Emiddle\_Average illumination of the lighting system on the cooking surface / Lwa=SPEmax\_Sound pressure level at the highest speed.